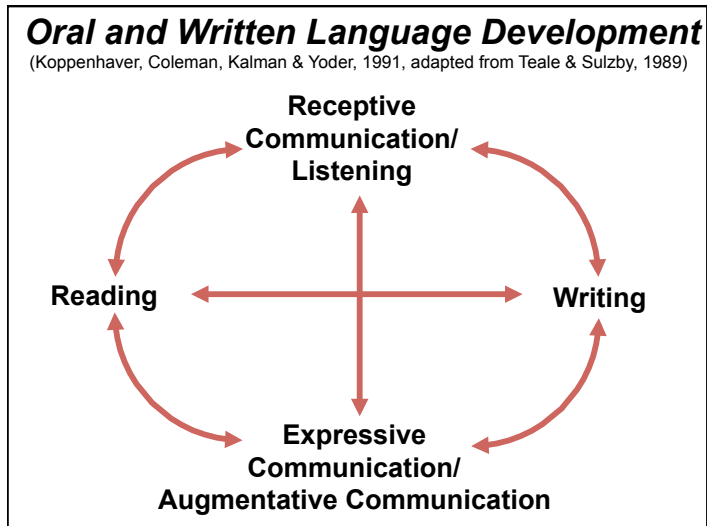



**Apps for
Engagement:
Supporting
Reading & Writing**

Dr. Caroline Ramsey Musselwhite
www.aacintervention.com
<http://aacgirls.blogspot.com>
<http://spedapps2.wikispaces.com/>

<http://spedapps2.wikispaces.com/>



**Apps to Support
Listening
Comprehension**

Anchor / Read / Apply


Anchor: Before reading

- Complete a task to support the thinking that students will be doing
- Set a purpose for reading / listening

Read: Read the story (or listen) for the purpose


Apply: Complete a task to show learning

Teaching Text Comprehension: Anchor-Read-Apply
Online Self-Directed Module or Facilitated Module



**Teaching Text Comprehension:
Anchor-Read-Apply**

The present publication was developed under grant #4-373X10001 from the U.S. Department of Education, Office of Special Education Programs. The views expressed herein are solely those of the author(s), and no official endorsement by the U.S. Department should be inferred.



<http://dlmpd.com/teaching-text-comprehension-anchor-read-apply/>

The Hero / Story Time For Kids Free App



Book about a boy traveling through a large forest with his mom. He saves her from robbers and a tiger, then builds a shelter and finds food for her. Finally he wakes up and realizes that it was a dream.

Pick Your Purpose FIRST:
Describe character in a story

Anchor	Read	Apply
---------------	-------------	--------------


Activate Background Knowledge:
 We're going to describe a character
 You know a lot about describing!
 Who do you want to describe? (Terri / Dad / sister)

Dad	Yes	No
strong	√	
scary		√
short		√
generous (bring)	√	
funny	√	

Anchor **Read** **Apply**

Activate Background Knowledge:
 We're going to read a story about a boy.
 Here are some words that might describe boys.
Read so you can describe the boy in our story.

Boy in 'Hero'	Yes	No
Strong		
mean		
brave		
funny		
nice		
happy		



Doodle Buddy

Anchor **Read** **Apply**

Remind students about **today's** purpose for reading / listening.


“Remember, you're listening to find words to describe the boy in this story.”

Anchor **Read** **Apply**

Complete a task:

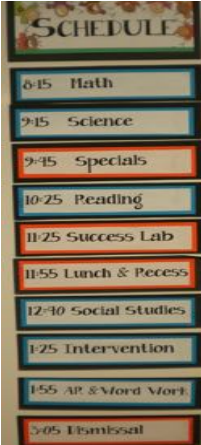
- Students vote on which words describe the boy in this story
- Accept all answers

Boy in 'Hero'	Yes	No
Strong	✓	✓
mean	✓	
brave	✓	
funny	✓	
nice	✓	
happy	✓	



Doodle Buddy

Anchor **Read** **Apply**



Most students do know about first and next.

“You know a lot about first and next!”



Anchor **Read** **Apply**

Purpose. Read the book so that you can decide what comes first and next.

Anchor **Read** **Apply**

Help students sequence photos or sentence strips first, next, next.

Sticky

The caterpillar made a cocoon.

The butterfly came out.

The caterpillar ate a lot of food.


Let's Try It!

- **Listening for feelings**
 - What app could we use?
 - What would be a good anchor activity?
- **Listening to sequence actions**
 - What app could we use?
 - What would be a good anchor activity?


Summary

- If you want to give statements or items that students check off . . .
 - Use Doodle Buddy – make a table
- If you want to move items around . . .
 - Use *Sticky* – with words or pictures

Apps to Support Very Emergent Writing

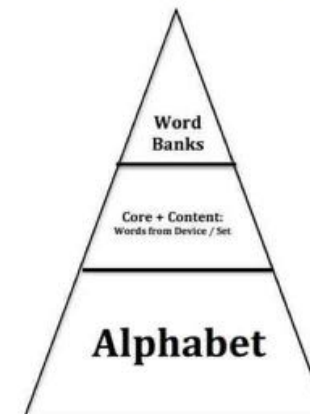


“Writing challenges students to think about print.”



From: International Reading Association & National Association for Education of Young Children, 1998

Writing Pyramid



Dr. Caroline Ramsey Musselwhite
2013 www.aacintervention.com


The Power of 26 !

Using the alphabet is the one way that students can express ANYTHING they want!


Use keyboard in AAC Apps

Take screen shot or save as text file

Compass, Dynavox



TouchChat, Salttilo




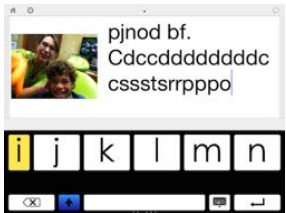
Proloquo2Go, Assistiveware

AbiliPad App, \$19.99

Has pre-made keyboards-can also make your own!




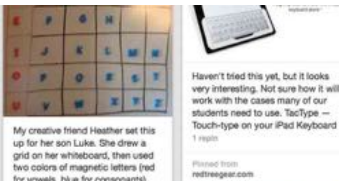






Adapted Abilipad keyboard by Tina, supermom of Finn

Caroline's Pinterest Page: Accessing the Alphabet









Before sitting down to write, lay the foundation:

- **MODEL** the student's alternative pencils in our own ordinary writing tasks
- **TALK** (with AAC) about our topic to get language flowing
- **SCRIBE** the student's ideas/topic first so they don't have to repeat themselves

Why Attribute Meaning?

- A natural response to children without disabilities
- Teaches student to be less random
- Builds cognitive understandings over time
- Sends message of competence
- Implies high expectations

Slide from Dr. Gretchen Hanser

Examples of Evaluative Feedback

2 Minute "Lessons" for Scribblers
(Erickson & Hanser, 2008)

- "You've written a lot of letters—let's see if we can count them."
- "Point to one of your letters-let's see if it is in your name."
- "You have a lot of "c"s in your writing. Let's find all of them." (or other letter)
- "Pick a letter and let's find something in the room that starts with that letter."
- "Pick a letter and let's write a letter book with it."

This is what gives the scribbles meaning



How to Use Video Feedback

- Show the writing sample, along with the writing prompt
- Use voice plus features such as circling, underlining, or using arrows
- Instantly create a video of the screencast
- Store the video so that the student can watch it repeatedly

WHY Video Feedback??

“Abby learns so much more by using video modelling. With direct teaching, she often shuts down due to apraxia, but she selects videos by eye gaze when she is alone and watches them over and over and over again.”

Karen Congram



Students can watch the video feedback over and over, receiving multiple models . . . And on their own time frame! *Reduces the demands of real-time processing!*

Poetry Power! Supporting Beginning Writers

Steps In Writing Poetry

- 1) Talk about it, and show samples
- 2) Model it (write while students watch) (I DO)
- 3) Write a group poem (WE DO)
- 4) Students write with support (YOU DO)
- 5) Students write solo

List Poems

FEATURES:

Very simple

Great for ‘writing to talk’

FOCUS ON:

- Locations
- Verbs
- Nouns
- Adjectives



Visuals: Visual Poetry

Thanksgiving

Thank you.
 Thank you Kendra.
 Thank you Kendra, Mommy.
 Thank you Kendra, Mommy,
 Daddy.
 Thank you.
 Thanksgiving

By Evelyn

**Short Pieces 'Sound' Great!
 Reward That Hard Work!**


AutoRap Songify Voice Changer + Talkapella

Others??

-
-
-


Add A Word Poem

bear
 scary bear
 scary big bear
 scary big loud bear





Kids Doodle

- Drawing app – recreates drawing actions!
- Free
- iPad & Android





Shape Poems

- Pick an object
- Write words around it to describe the item
- Great for working on 'sparkle words'!!





Visual Celebrations: Path On / Swipe to Type

Path On Swipe to Type

- Make a shape or a swirl
- Then type!



3-Word Bio Poems

- **Bio Poems:** We had been describing characters, and were trying to come up with concise summaries for students who use AAC, and decided to write our own personal summaries. Three word bio poems include:
 - Adjective
 - Adjective
 - Noun that describes your essence (might be made from verb + er, such as hiker, reader, etc.)

<http://aacgirls.blogspot.com/2014/10/3-word-bio-poems.html>



Type Drawing

- Now read them and guess who!



<http://aacgirls.blogspot.com/2014/10/3-word-bio-poems.html>

Haiku

- Usually about nature
- 5 syllables / 7 syllables / 5 syllables

Sun Haiku
Reed A. Booke



Arise, a new day.



Memorable cloud pictures.




Until tomorrow.

How To Write a Haiku


- 1) Pick a topic
- 2) Write a lot of 'sparkle words'
- 3) Count the syllables for each
- 4) Put them together to make a haiku

Great video: You Tube:
How to Write Haiku by Inspired Education



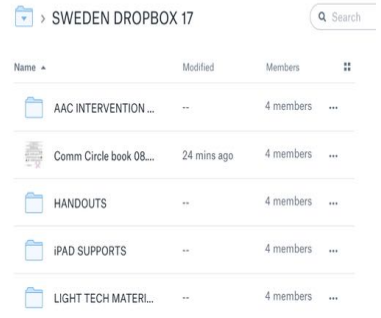
Pic Collage

- Pick a topic
- Add a picture
- Then type!



Dropbox Link

<http://bit.ly/2qGDFwY>



Name	Modified	Members	
AAC INTERVENTION ...	--	4 members	...
Comm Circle book 08...	24 mins ago	4 members	...
HANDOUTS	--	4 members	...
IPAD SUPPORTS	--	4 members	...
LIGHT TECH MATERL...	--	4 members	...